

SHAVINGS

The Mid Minnesota Association of Woodturners (MMAW) is a member based not for profit organization, providing an environment of interest and activities dedicated to the enjoyment of woodturning activities and to promote woodturning to the local community through education and charitable events.

INSIDE THIS ISSUE:

Presidents letter	2
MMAW Regular Monthly Meeting	3
Instant Gallery	4
Information from the AAW	5
Facebook	6
Tool Crib Addition	7
Ornament demonstration	8

AAW | AMERICAN ASSOCIATION
OF WOODTURNERS

WE ARE TEACHING THE WORLD TO TURN.

MMAW membership meetings are held the second Saturday of each month. **The in-person meetings for December 11, 2021 is on! We will be meeting at the Tech Site. The meeting will also be on Zoom!**

The PCA (Paramount Center for the Arts) is requiring all folks in their buildings to show proof of vaccination or a negative COVID test within 48 hours of the event. They are also requiring everyone to wear a mask while in the buildings.

Meetings are held in the [Tech Site](#) 248 33rd Avenue South Waite Park, MN 56387. Parking in the front and rear of the building (driveway is on south side). Entrances is in the front and back.

Socializing with fellow members starts at 9:30AM, coffee and treats available. The membership meeting starts at 10:00AM (most meetings are about 1.5-2 hours long including the social time) and include announcements, members sharing their turned creations, a demo or presentation related to turning, and occasionally other activities such as a holiday celebration or wood exchange. The MMAW is an affiliate of the [American Association of Woodturners](#).

The topic of the December 11 th meeting will be Elections

Next meeting will be a IN PERSON and ZOOM
on December 11, 2021

Please check email for a invitation Meeting will start at 10:00
AM social time at 9:30 AM



SHAVINGS

Presidents letter

Greetings from your fearless leader☺ I hope you all had a great Thanksgiving with family and friends. Mine was wonderful with my wife, two daughters and spouses and two wonderful grandsons. We spent considerable time in the garage pedaling a John Deere pedal front-end loader in circles. While one was pedaling the other was woodturning with Grandpa, doesn't get much better than that. The turkey and fixings were fine too!

I really enjoyed our last meeting with the demos by Mike Hunter and Ellen Starr. Bill Baker was a bit bummed because when he finally got to Mike the tool he wanted to buy was sold out, oh well, online always works too. We will have 6 hollowed ornament bodies to give away at our December meeting. Mike turned them and Linda Ferber embellished them. To get more people to share at the meeting to be eligible to get one of them you will need to bring something you have made to share during sharing time. We will then pick 6 lucky winners along with a couple other prizes/gifts.

There will not be a Holiday Party this year as no one volunteered to plan it and then discovering the Paramount is discouraging parties with food sharing in their buildings☺

Finally, I would like to thank all the folks that have helped the club out this year but especially Fred Schmoll. With the return from exclusively Zoom meetings to in-person meetings because of Covid it has been quite the year! We couldn't have done it without Fred who set up all the Zoom meetings, sent out all the email blasts, kept track of our web page, our email correspondence, did the newsletter..... to name just a few things, **thank you very much!** The executive board that helped make decisions about what we should or could do thank you too. Ellen Starr for managing our money☺ thanks, Bill Langen for taking notes as secretary, thanks! The many different people who have helped with the set up for our meetings as well as the cleanup, thank you! Thank you Gary, Ellen, Jerry and Lenny for the demos you shared, thank you (I hope I didn't forget a demo and if I did I apologize for that).

I will not be at the December meeting, a scheduling conflict that I goofed up on but I will see you all at the Jan. meeting, till then enjoy the holidays!

Guy Schafer

SHAVINGS

Minutes of the MMAW Meeting, Nov. 13, 2120

The meeting convened at 10:00.

There were several new members and guests:

Jacob Fraem, Mike and Jeff March of Motley, Jacklyn Heath,

There were two demos. In the first, Mike Hunter spoke about his line of carbide tip tools. His early years as a machinist inspired his approach to designing tools for woodturning. He uses all American made parts for his tools. Mike made a Christmas ornament to show how he uses his hollowing tools. For cleaning raised grain he prefers to use a negative rake scraper which he sharpens from the underside so as to raise a burr on the upper edge. Mike emphasized the importance of addressing the work at a 30°-45° angle to avoid the risk of a catch.

resident Guy Schafer explained the ballots for the election of officers. Ballots were available at the meeting, members were asked to mail the ballots in before the December meeting.

Guy also went through the changes to the bylaws.

>The Tech Center is now the official location for our meetings.

>There will no longer be a Vice-President. Officers are President, Secretary and Treasurer and two board members.

>The official mailing address is the Paramount.

Bill Baker moved and Gary Mrozek seconded that the changes be approved. The motion passed.

In the second demo Ellen Starr revealed her technique and tool selection for tuning finials. She mounted a blank in a step jaw and began turning with a bowl gouge ground down to a relatively steep angle and

also the Cindy Drozda detail gouge which she ground at the tip to allow more access. She uses a gentle sweeping motion to produce her very small, detailed finials, often using her tools as a skew. For the tight areas, Ellen uses 3M stiff-backed sandpaper. She applies a micro-crystalline wax with fine steel wool as she finishes each segment.

Guy Schafer made a call for volunteers to help with the construction of a tool crib. He also polled the members on their desire to have a Christmas party at the December 11 meeting, noting that there would need to be a volunteer to organize the event.

In the final part of the meeting members showed and discussed the pieces they brought in.

Gary Mrozek has sold around 600 magic wands to people around the world. He explained how he personalizes each wand.

Jacob showed a box elder bowl and pin he had made.

Jim showed a feather and a barn he had burned using the techniques Brenda demonstrated at the October meeting.

Guy showed several boxes he has been making.


Meeting adjourned.

"A craftsman knows in advance what the finished result will be, while the artist knows only what it will be when he has finished it."


- W. H. Auden.

SHAVINGS

Instant Gallery



Frame
application of moss
by bat.



Magic Wand Gary Wright

Specifications

- Material: Wood
- Weight: 1.5 lb
- Dimensions: 10" x 1.5"


Detail

- Handled handle - 10" x 1.5" cavity
- Flutes are hand fed over 10" landing drum

Finish

- Blackened area with fire (if a torch)
- Handle detail carved with Micro Motor carver
- Shaped from Western Juniper

Over 100 made and sold world wide



SHAVINGS

Consider joining the AAW!

AAW Best of Woodturning Fundamentals Video

Hello Everyone,

AAW is making available the "Best of Woodturning Fundamentals" video featured during AAW's Virtual Symposium in July. Click either of the links below to view. No AAW membership is required to view. And please feel free to pass the link along to all of your chapter members, friends and associates.



www.woodturner.org/Woodturner/Join-Pages/...

- tiny.cc/AAWAffiliate

Also, if you not already aware, any member of your chapter who is not presently an AAW member may now become part of the AAW community under our Affiliate member program. Joining as an Affiliate grants free access for 90 days to all of the same online benefits reserved for paid members. No credit card required. No long term obligation. Use the same link as above for more information.

tiny.cc/AAWAffiliate

Phil McDonald
American Association of Woodturners

SHAVINGS

Please check out our [Facebook page](#) (click to open) Be sure to like and follow us if you are on Facebook

Photos Of Meeting on [Facebook](#)
(click to open)

To make a post show up as a tag!

To get
the



MidMinnesota Association of Woodturners to show up as a tag, I simply typed the @ symbol followed by MMAWoodturners. So it looks like this:

Walnut on walnut: Equal halves of the same walnut log were used to create this 7-inch platter and 6-inch bowl. A special thanks to the @MMAWoodturners for the coaching and guidance you've provided over the past couple of years. I'm a better turner for it!

The @MMAWoodturners is the tagging action recognizes the club's page on your personal post. When the tagged organization is selected as you write the post, it inserts the full club name--the blue highlighted text--into the post, which in turn publishes your personal post to the club's news feed.)

Thank you Bob McClintick for taking care of our Facebook page!

SHAVINGS**Tool shed/crib addition**


The addition to the tool shed/crib is almost done. Mark Scholer, Eddie Och, Bill Baker and Guy Schafer spent a few hours on November 17th working on it. They were able to reuse the back wall for the new side wall and the floor from the neighboring loft as the new back wall, saving the cost of 4 sheets of plywood. They were able to reuse 2 x 4s and 2 x 6s as structural pieces so that no materials were needed to finish the project....except for the door. The door will hopefully be made at the Dec. 2nd open shop using the tools there.

Now all we will need is someone to volunteer to paint the addition. Let Guy Schafer know if you would be willing to do that, we still have paint left over from the original construction. Then hopefully sometime in December we will bring the big lathe, two smaller lathes, the band saw and some tools and chucks out to the Tech Site so that classes can be taught out there.



SHAVINGS

Mike Hunter Making body of Christmas ornament



Ellen Making Finale for Ornament



Mike Hunter and Linda Faber Christmas Ornament examples

